

KSE Daily Market Report

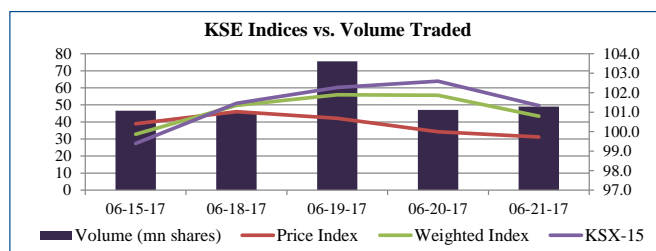
كويت بيلارز
للإستثمار المالي (ش.م.ك. مغلقة)
Kuwait Pillars
for Financial Investment (KSC Closed)
رأس المال المسجل والمدفوع بالكامل 30,000,000 ك.د. مليون دينار كويتي
The Authorized Capital and Paid in Full K.D. 30,000,000



21-Jun-2017

Sector	Close	% DTD	% YTD
KSE Weighted Index	403.50	-1.05%	6.16%
KSE Price Index	6,765.01	-0.27%	17.69%
KSX 15	918.92	-1.22%	3.83%
Oil & Gas	301.60	-1.97%	12.36%
Basic Materials	719.85	0.11%	28.01%
Industrials	715.97	-0.24%	21.82%
Con. Goods	904.84	-0.18%	-4.20%
Health Care	641.67	3.22%	8.25%
Con. Services	488.75	-0.58%	8.00%
Telecom	326.92	-2.79%	-0.95%
Banks	463.12	-1.40%	7.58%
Insurance	564.60	2.10%	-5.75%
Real Estate	541.48	-0.46%	-2.16%
Financial Services	426.59	-0.33%	-0.87%
Technology	392.94	0.00%	22.19%

Company Name	Price	%Change	Value (KWD)
National Bank of Kuwait	0.696	-1.00%	1,686,820
Kuwait Finance House	0.484	-3.78%	3,199,535
Zain	0.427	-2.73%	884,836
Kuwait Food Company (Americana)	2.450	0.00%	0
Kuwait Projects Co Holding KSC	0.336	0.60%	9,454
Ahli United Bank	0.440	-0.90%	10,808
Boubyan Bank K.S.C	0.409	-0.24%	97,062
Gulf Bank of Kuwait	0.244	-1.21%	79,011
Burgan Bank	0.325	0.00%	39,035
Commercial Bank of Kuwait	0.320	2.56%	383
Mabane Co SAKC	0.779	-0.13%	127,935
Agility Public Warehousing Company	0.834	-1.42%	1,429,393
National Mobile Telecom (Ooredoo)	1.100	-4.35%	86,751
Al-Ahli Bank Of Kuwait	0.335	-1.47%	8,164
Kuwait Telecommunications Co. (VIVA)	0.830	-1.07%	3,260
Mezzan Holding Co.	0.940	-0.53%	828



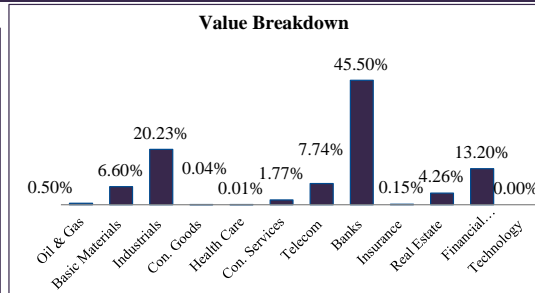
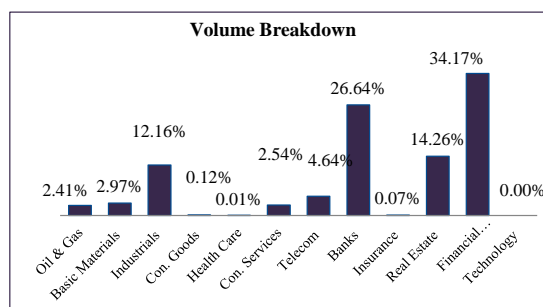
Market Breadth	
Advancers	23
Decliners	64
Unchanged	89
Traded	108
Total Stocks	176
YTD up sessions*	428
YTD down sessions*	412

Top Five Price Gainers	Closing (KWD)	% Gains	No. of Shares Traded
Al-Mowasat Health Care Co. S.A.K.C	0.453	19.84%	3,000
IFA Hotels & Resorts Co. K.S.C.C	0.210	9.38%	1
Gulf Franchising Holding Co. K.S.C.C.	0.075	7.29%	3,493,530
Al-Deera Holding Co. K.S.C.C	0.032	6.67%	100
Gulf Insurance Company	0.530	6.00%	35,000

Trading Activities	Last	Previous	% Change
Market Volume Traded (shares)	48,956,396	47,011,012	4.14%
Market Value Traded (KWD)	12,668,105	12,332,959	2.72%
No of Deals	2,121	2,200	-3.59%

Top Five Price Losers	Closing (KWD)	% Loss	No. of Shares Traded
Kuwait Cable Vision (S.A.K.)	0.030	-11.76%	118,486
Al-Massaleh Real Estate Co. [K.S.C.C]	0.040	-11.11%	20,000
Eyas For Higher & Technical Education	1.000	-10.71%	33,490
Kuwait Remal Real Estate Co. K.S.C.C	0.059	-10.00%	185,000
Contracting & Marine Services Company	0.073	-8.50%	431,800

Sectors' Contribution



Volume Leaders	No. of Shares Traded	% of Total Traded Volume
Kuwait Finance House	6,499,615	13.28%
Alimtiiaz Investment Group Co. K.S.C.C	5,993,451	12.24%
Gulf Franchising Holding Co. K.S.C.C.	3,493,530	7.14%
National Bank Of Kuwait	2,415,641	4.93%
Ahli United Bank B.U.C	2,333,100	4.77%

Value Leaders	Value Traded (KWD)	% of Total Traded Value
Kuwait Finance House	3,199,535	25.26%
National Bank Of Kuwait	1,686,820	13.32%
Agility Public Warehousing Company	1,429,393	11.28%
Alimtiiaz Investment Group Co. K.S.C.C	932,373	7.36%
Mobile Telecommunications Company K.S.C	884,836	6.98%

Fatimah Al-Qattan
Investment officer

falqattan@kuwaitpillars.com.kw
Tel : (+965) 2225 1227