

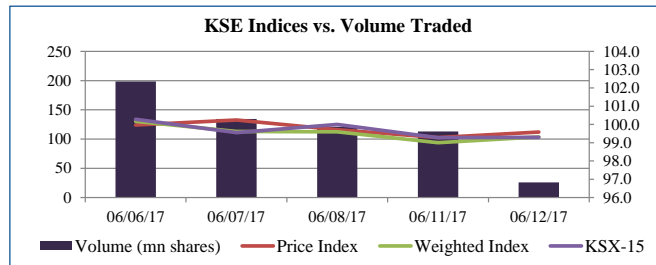
KSE Daily Market Report

كويت بيلارز
للإستثمار المالي (ش.م.ك. مغلقة)
Kuwait Pillars
for Financial Investment (KSC Closed)
رأس المال المصرح والتدفع بالكامل 30,000,000 كويتي
The Authorized Capital and Paid in Full K.D. 30,000,000



12-Jun-2017

Sector		Close	% DTD	% YTD
KSE Weighted Index	▲	399.18	0.31%	5.02%
KSE Price Index	▲	6,774.72	0.30%	17.86%
KSX 15	▲	900.45	0.03%	1.74%
Oil & Gas	▲	308.94	2.52%	15.09%
Basic Materials	▼	729.17	-0.24%	29.66%
Industrials	▲	679.60	1.03%	15.63%
Con. Goods	▲	971.32	0.41%	2.84%
Health Care	—	647.91	0.00%	9.30%
Con. Services	▼	494.82	-0.04%	9.35%
Telecom	▼	322.58	-0.37%	-2.26%
Banks	▲	456.05	0.36%	5.94%
Insurance	—	555.36	0.00%	-7.29%
Real Estate	▲	535.67	0.03%	-3.21%
Financial Services	▲	427.75	0.26%	-0.60%
Technology	▲	436.97	1.54%	35.88%


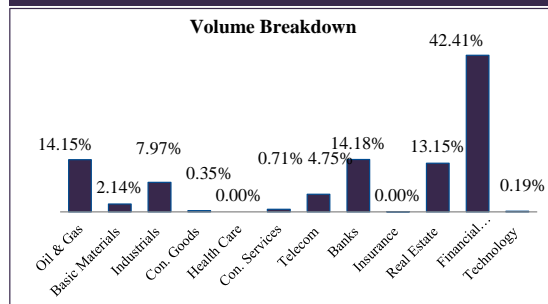


Market Breadth	
Advancers	41
Decliners	36
Unchanged	100
Traded	102
Total Stocks	177
YTD up sessions*	424
YTD down sessions*	409

*Based on Weighted Index

Trading Activities	Last	Previous	% Change
Market Volume Traded (shares)	25,746,804	25,835,992	-0.35%
Market Value Traded (KWD)	4,375,984	5,967,248	-26.67%
No of Deals	1,453	1,493	-2.68%

Sectors' Contribution



Company Name	Price	% Change	Value (KWD)
National Bank of Kuwait	0.667	-0.15%	744,041
Kuwait Finance House	0.481	0.00%	201,422
Zain	0.410	0.00%	431,815
Kuwait Food Company (Americana)	2.700	0.00%	270
Kuwait Projects Co Holding KSC	0.339	-1.17%	31,668
Ahli United Bank	0.443	1.84%	18,156
Boubyan Bank K.S.C	0.409	0.74%	15,873
Gulf Bank of Kuwait	0.238	0.00%	37,493
Burgan Bank	0.320	0.00%	63,163
Commercial Bank of Kuwait	0.310	-4.02%	114,380
Mabane Co SAKC	0.770	0.39%	33,034
Agility Public Warehousing Company	0.726	0.14%	88,588
National Mobile Telecom (Ooredoo)	1.180	-1.67%	924
Al-Ahli Bank Of Kuwait	0.345	11.29%	18,844
Kuwait Telecommunications Co. (VIVA)	0.820	0.00%	29,838
Mezzan Holding Co.	0.934	2.08%	83,958

Top Five Price Gainers	Closing (KWD)	% Gains	No. of Shares Traded
Contracting & Marine Services Company	0.087	17.57%	200
Kuwait Finance & Investment Co. Ksc	0.045	12.50%	21,000
The Energy House Co	0.042	12.16%	40
Al-Ahli Bank Of Kuwait	0.345	11.29%	60,457
Kuwait Cement Company	0.467	8.60%	7,835

Top Five Price Losers	Closing (KWD)	% Loss	No. of Shares Traded
Gulf Franchising Holding Co. K.S.C.C.	0.065	-12.87%	219,750
Effect Real Estate Company	0.031	-11.43%	159,500
International Financial Advisors	0.034	-7.30%	719,380
Salbookh Trading Co. K.S.C.C.	0.054	-4.76%	300
Coast Investment & Development Company	0.040	-4.76%	70,200

Volume Leaders	No. of Shares Traded	% of Total Traded Volume
Alimtiiaz Investment Group Co. K.S.C.C	5,000,795	19.42%
Gulf Petroleum Investment (S.A.K.C)	3,630,823	14.10%
Aayan Leasing & Investment Co. (K.S.C.C)	1,238,900	4.81%
National Bank Of Kuwait	1,119,269	4.35%
Mobile Telecommunications Company K.S.C	1,057,429	4.11%

Value Leaders	Value Traded (KWD)	% of Total Traded Value
National Bank Of Kuwait	744,041	17.00%
Alimtiiaz Investment Group Co. K.S.C.C	735,413	16.81%
Mobile Telecommunications Company K.S.C	431,815	9.87%
Human Soft Holding Co. K.S.C.C	316,827	7.24%
Aviation Lease And Finance Co. K.S.C.C	210,298	4.81%

Abdullah AL Zayed
Investment officer

aalzayed@kuwaitpillars.com.kw
Tel : (+965) 2225 1200

Information and opinions contained in this document have been compiled or arrived by KPFI from sources believed to be reliable, but KPFI has not independently verified the contents of this document. Investors shall be responsible for conducting their own investigation and analysis of the information contained or referred to in this document. Past performance is not indicative of future performance. This document is prepared solely for the reader's information and may not be reproduced or redistributed to any other person.