

KSE Daily Market Report

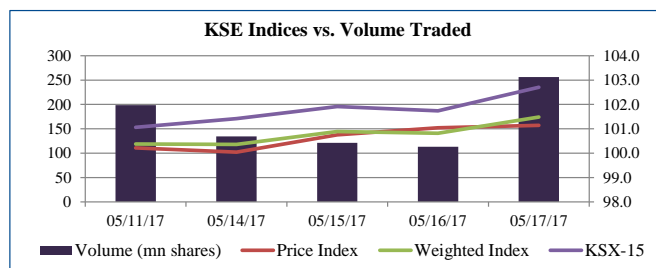
كويت بيلارز
للإستثمار المالي (ش.م.ك. مغلقة)
Kuwait Pillars
for Financial Investment (KSC Closed)
رأس المال المصرح والتدفع بالكامل 30,000,000 كويتي
The Authorized Capital and Paid in Full K.D. 30,000,000



17-May-2017

Sector		Close	% DTD	% YTD
KSE Weighted Index	▲	405.13	0.66%	6.59%
KSE Price Index	▲	6,732.07	0.10%	17.12%
KSX 15	▲	925.89	0.95%	4.62%
Oil & Gas	▼	307.28	-2.58%	14.47%
Basic Materials	▲	724.82	1.41%	28.89%
Industrials	▲	658.82	0.41%	12.10%
Con. Goods	▲	936.35	0.07%	-0.87%
Health Care	▼	630.17	-0.75%	6.31%
Con. Services	▲	414.68	0.28%	-8.36%
Telecom	▼	341.69	-1.05%	3.53%
Banks	▲	467.00	1.52%	8.48%
Insurance	▼	560.97	-1.06%	-6.35%
Real Estate	▼	554.77	-0.08%	0.24%
Financial Services	▲	449.48	0.02%	4.45%
Technology	▼	346.69	-2.33%	7.80%

Company Name	Price	% Change	Value (KWD)
National Bank of Kuwait	0.690	2.99%	1,082,121
Kuwait Finance House	0.510	2.00%	1,566,660
Zain	0.440	-1.12%	1,659,620
Kuwait Food Company (Americana)	2.520	0.00%	5,322
Kuwait Projects Co Holding KSC	0.385	0.00%	3,267
Ahli United Bank	0.410	1.23%	15,623
Boubyan Bank K.S.C	0.410	0.00%	89,654
Gulf Bank of Kuwait	0.244	0.00%	137,592
Burgan Bank	0.335	0.00%	303,856
Commercial Bank of Kuwait	0.375	2.74%	7,109
Mabane Co SAKC	0.790	-1.25%	417,507
Agility Public Warehousing Company	0.650	0.00%	0
National Mobile Telecom (Ooredoo)	1.220	-1.61%	7,005
Al-Ahli Bank Of Kuwait	0.310	0.00%	16,305
Kuwait Telecommunications Co. (VIVA)	0.850	0.00%	20,751
Mezzan Holding Co.	1.000	1.01%	840,270


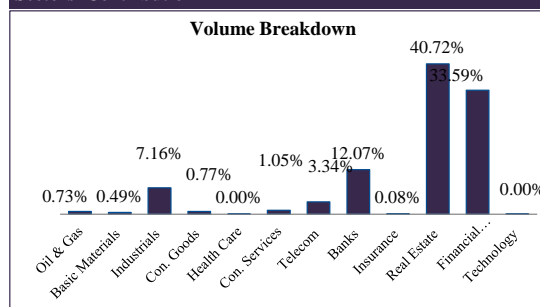


Market Breadth	
Advancers	40
Decliners	34
Unchanged	103
Traded	121
Total Stocks	177
YTD up sessions*	416
YTD down sessions*	402

*Based on Weighted Index

Trading Activities	Last	Previous	% Change
Market Volume Traded (shares)	256,314,575	273,570,722	-6.31%
Market Value Traded (KWD)	20,382,675	21,277,273	-4.20%
No of Deals	5,054	5,351	-5.55%

Sectors' Contribution



Top Five Price Gainers	Closing (KWD)	% Gains	No. of Shares Traded
National Ranges Company K.S.C.C.	0.028	9.80%	10,665,138
Real Estate Asset Management Co - Ream	0.335	8.06%	5
Asiya Capital Investments Company	0.040	6.76%	10,215,551
Taameer Real Estate Invest. Co. K.S.C.C	0.040	5.26%	18,543,589
Salbookh Trading Co. K.S.C.C.	0.061	5.17%	1,064,832

Top Five Price Losers	Closing (KWD)	% Loss	No. of Shares Traded
Bayan Investment Co. K.S.C.C.	0.055	-6.78%	12,058,479
Independent Petroleum Group	0.345	-6.76%	1,767,921
Wethaq Takaful Insurance Company K.C.S.C	0.049	-5.77%	10,000
Kuwait Insurance Company	0.250	-5.66%	10,000
Gulf Franchising Holding Co. K.S.C.C.	0.060	-4.76%	7,500

Volume Leaders	No. of Shares Traded	% of Total Traded Volume
Sokouk Holding Co. S.A.K.C	30,354,833	11.84%
Ithmaar Bank B.S.C	21,047,595	8.21%
Taameer Real Estate Invest. Co. K.S.C.C	18,543,589	7.23%
Investors Holding Group Co.Kscc	17,263,978	6.74%
Abyaar Real Estate Development Co. Kscc	13,746,382	5.36%

Value Leaders	Value Traded (KWD)	% of Total Traded Value
Mobile Telecommunications Company K.S.C	1,659,620	8.14%
Kuwait Finance House	1,566,660	7.69%
Sokouk Holding Co. S.A.K.C	1,553,598	7.62%
Alimtiiaz Investment Group Co. K.S.C.C	1,422,814	6.98%
National Bank Of Kuwait	1,082,121	5.31%

Abdullah AL Zayed
Investment officer

aalzayed@kuwaitpillars.com.kw
Tel : (+965) 2225 1200

Information and opinions contained in this document have been compiled or arrived by KPFI from sources believed to be reliable, but KPFI has not independently verified the contents of this document. Investors shall be responsible for conducting their own investigation and analysis of the information contained or referred to in this document. Past performance is not indicative of future performance. This document is prepared solely for the reader's information and may not be reproduced or redistributed to any other person.