

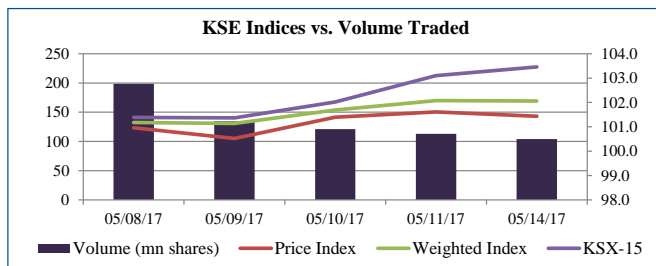
KSE Daily Market Report

كويت بيلارز
للإستثمار المالي (ش.م.ك. مغلقة)
Kuwait Pillars
for Financial Investment (KSC Closed)
رأس المال المصرح والتدفع بالكامل 30,000,000 كويتي
The Authorized Capital and Paid in Full K.D. 30,000,000



14-May-2017

Sector	Close	% DTD	% YTD
KSE Weighted Index	400.65	-0.01%	5.41%
KSE Price Index	6,658.84	-0.17%	15.84%
KSX 15	914.25	0.35%	3.30%
Oil & Gas	324.41	2.18%	20.85%
Basic Materials	710.39	-0.29%	26.33%
Industrials	653.33	-0.04%	11.16%
Con. Goods	920.02	0.69%	-2.60%
Health Care	634.94	-0.09%	7.11%
Con. Services	407.70	-2.64%	-9.91%
Telecom	341.69	0.58%	3.53%
Banks	459.40	0.20%	6.72%
Insurance	570.91	-0.33%	-4.69%
Real Estate	549.57	-1.27%	-0.70%
Financial Services	446.76	-0.57%	3.82%
Technology	372.29	1.84%	15.77%


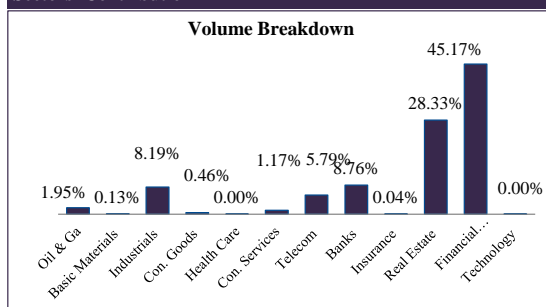


Market Breadth	
Advancers	38
Decliners	50
Unchanged	89
Traded	132
Total Stocks	177
YTD up sessions*	414
YTD down sessions*	401

*Based on Weighted Index

Trading Activities	Last	Previous	% Change
Market Volume Traded (shares)	103,996,947	154,802,358	-32.82%
Market Value Traded (KWD)	11,722,967	15,710,256	-25.38%
No of Deals	3,168	4,722	-32.91%

Sectors' Contribution



Company Name	Price	%Change	Value (KWD)
National Bank of Kuwait	0.680	1.49%	1,620,475
Kuwait Finance House	0.490	0.00%	1,014,537
Zain	0.440	1.15%	330,721
Kuwait Food Company (Americana)	2.460	0.82%	66,370
Kuwait Projects Co Holding KSC	0.390	0.00%	11,700
Ahli United Bank	0.400	-2.44%	85,857
Boubyan Bank K.S.C	0.410	0.00%	113,058
Gulf Bank of Kuwait	0.244	0.00%	96,583
Burgan Bank	0.330	-1.49%	64,162
Commercial Bank of Kuwait	0.365	0.00%	4
Mabane Co SAKC	0.800	-3.61%	259,919
Agility Public Warehousing Company	0.650	1.56%	1,335,630
National Mobile Telecom (Ooredoo)	1.220	0.00%	2,262
Al-Ahli Bank Of Kuwait	0.310	0.00%	0
Kuwait Telecommunications Co. (VIVA)	0.850	-1.16%	27,998
Mezzan Holding Co.	1.000	1.01%	18,002

Top Five Price Gainers	Closing (KWD)	% Gains	No. of Shares Traded
Kuwait Remal Real Estate Co. K.S.C.C	0.070	7.69%	5,058,642
Tijara & Realestate Investment Co. Ksc	0.058	7.41%	22
Kuwait Foundry Co. (S.A.K.C)	0.305	7.02%	3
National Petroleum Services Co. K.S.C.C.	1.580	6.76%	157,662
Arkan Al-Kuwait Real Estate Co. K.S.C.C	0.083	6.41%	61,000

Top Five Price Losers	Closing (KWD)	% Loss	No. of Shares Traded
Kuwait National Cinema	1.020	-8.93%	3
Al-Tamdeen Investment Co. K.S.C.C	0.295	-6.35%	50,000
Al-Themar International Holding Co.	0.075	-6.25%	200,000
Senegy Holding Company	0.038	-6.25%	148,650
Kuwait Co. For Process Plant Cons.&Cont	0.156	-6.02%	5,008

Volume Leaders	No. of Shares Traded	% of Total Traded Volume
Alsalam Group Holding Co. K.S.C.C	8,078,026	7.77%
Al-Madina For Finance And Investment Co.	5,593,671	5.38%
Hits Telecom Holding Co. K.S.C	5,230,412	5.03%
Kuwait Real Estate Company	5,178,634	4.98%
Kuwait Remal Real Estate Co. K.S.C.C	5,058,642	4.86%

Value Leaders	Value Traded (KWD)	% of Total Traded Value
National Bank Of Kuwait	1,620,475	13.82%
Agility Public Warehousing Company	1,335,630	11.39%
Human Soft Holding Co. K.S.C.C	1,092,266	9.32%
Kuwait Finance House	1,014,537	8.65%
Alsalam Group Holding Co. K.S.C.C	404,915	3.45%

Abdullah AL Zayed
Investment officer

aalzayed@kuwaitpillars.com.kw
Tel : (+965) 2225 1200

Information and opinions contained in this document have been compiled or arrived by KPFI from sources believed to be reliable, but KPFI has not independently verified the contents of this document. Investors shall be responsible for conducting their own investigation and analysis of the information contained or referred to in this document. Past performance is not indicative of future performance. This document is prepared solely for the reader's information and may not be reproduced or redistributed to any other person.