

KSE Daily Market Report

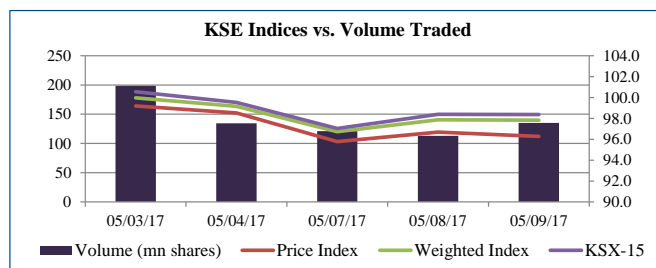
كويت بيلارز
للإستثمار المالي (ش.م.ك. مغلقة)
Kuwait Pillars
for Financial Investment (KSC Closed)
رأس المال المسجول والمدفوع بالكامل 30,000,000 مليون دينار كويتي
The Authorized Capital and Paid in Full K.D. 30,000,000



9-May-2017

Sector	Close	% DTD	% YTD
KSE Weighted Index	397.03	-0.04%	4.46%
KSE Price Index	6,598.97	-0.43%	14.80%
KSX 15	895.76	-0.02%	1.21%
Oil & Gas	308.25	-0.99%	14.83%
Basic Materials	703.92	-0.71%	25.17%
Industrials	645.26	-0.20%	9.79%
Con. Goods	915.96	0.18%	-3.03%
Health Care	625.96	0.77%	5.60%
Con. Services	431.32	-0.28%	-4.69%
Telecom	336.72	1.41%	2.02%
Banks	454.79	-0.30%	5.64%
Insurance	565.26	-1.24%	-5.64%
Real Estate	546.19	0.56%	-1.31%
Financial Services	442.39	-0.34%	2.80%
Technology	376.04	0.00%	16.93%

Company Name	Price	% Change	Value (KWD)
National Bank of Kuwait	0.660	-1.49%	580,331
Kuwait Finance House	0.485	1.04%	1,386,541
Zain	0.425	1.19%	342,818
Kuwait Food Company (Americana)	2.440	0.00%	0
Kuwait Projects Co Holding KSC	0.375	0.00%	116,598
Ahli United Bank	0.410	0.00%	5,766
Boubyan Bank K.S.C	0.395	-1.25%	277,550
Gulf Bank of Kuwait	0.244	0.00%	185,719
Burgan Bank	0.330	0.00%	7,101
Commercial Bank of Kuwait	0.385	0.00%	1,808
Mabane Co SAKC	0.800	-2.44%	132,224
Agility Public Warehousing Company	0.610	0.00%	5,502
National Mobile Telecom (Ooredoo)	1.240	3.33%	5,867
Al-Ahli Bank Of Kuwait	0.305	-1.61%	6,100
Kuwait Telecommunications Co. (VIVA)	0.880	0.00%	49,454
Mezzan Holding Co.	0.990	0.00%	66,240

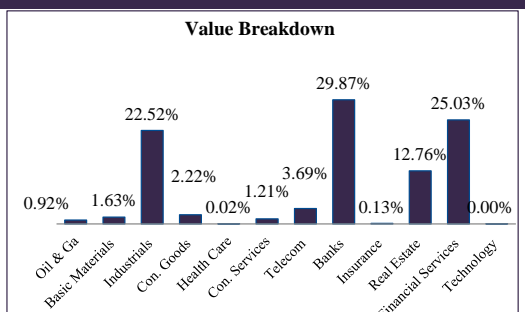
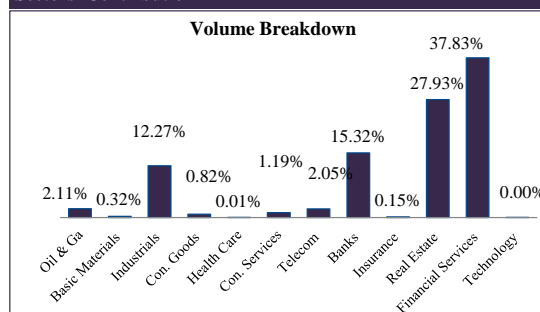


Market Breadth	
Advancers	33
Decliners	63
Unchanged	81
Traded	137
Total Stocks	177
YTD up sessions*	412
YTD down sessions*	400

*Based on Weighted Index

Trading Activities	Last	Previous	% Change
Market Volume Traded (shares)	135,065,900	119,947,558	12.60%
Market Value Traded (KWD)	12,833,925	10,639,171	20.63%
No of Deals	4,348	3,797	14.51%

Sectors' Contribution



Top Five Price Gainers	Closing (KWD)	% Gains	No. of Shares Traded
Palms Agro Production Co. K.S.C.C.	0.110	10.00%	15
United Projects Group K.S.C.C	0.810	6.58%	5
Eyas For Higher & Technical Education	0.420	6.33%	2
Yiaco Medical Co. K.S.C.C	0.218	4.81%	14,011
Specialities Group Holding Co.	0.088	4.76%	20,462

Top Five Price Losers	Closing (KWD)	% Loss	No. of Shares Traded
Al-Deera Holding Co. K.S.C.C	0.031	-7.58%	647,213
Kuwait Real Estate Holding Co. K.S.H.C	0.033	-7.04%	913,426
Senegy Holding Company	0.038	-6.25%	524,852
Manazel Holding Co. K.S.C.Holding	0.048	-5.88%	4,755,644
Al-Massaleh Real Estate Co. [K.S.C.C]	0.042	-5.62%	1,261

Volume Leaders	No. of Shares Traded	% of Total Traded Volume
Ithmaar Bank B.S.C	11,445,615	8.47%
Taameer Real Estate Invest. Co. K.S.C.C	9,274,354	6.87%
Alimtiiaz Investment Group Co. K.S.C.C	6,026,479	4.46%
Aayan Leasing & Investment Co. (K.S.C.C)	5,982,471	4.43%
Equipment Holding Co. K.S.C.C.	5,272,055	3.90%

Value Leaders	Value Traded (KWD)	% of Total Traded Value
Kuwait Finance House	1,386,541	10.80%
Combined Group Contracting Co (S.A.K.C)	1,074,293	8.37%
Alimtiiaz Investment Group Co. K.S.C.C	936,224	7.29%
Human Soft Holding Co. K.S.C.C	769,788	6.00%
National Bank Of Kuwait	580,331	4.52%

Abdullah AL Zayed
Investment officer

aalzayed@kuwaitpillars.com.kw
Tel : (+965) 2225 1200

Information and opinions contained in this document have been compiled or arrived by KPIFI from sources believed to be reliable, but KPIFI does not warrant the accuracy or completeness of the information.