

# KSE Daily Market Report

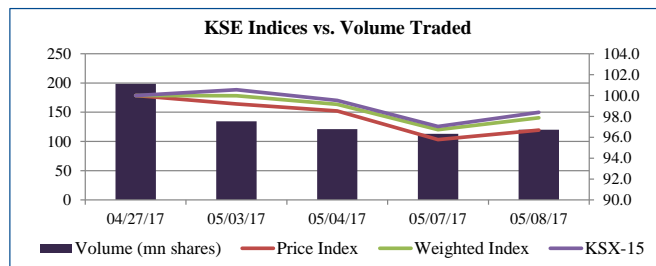
كويت بيلارز  
للإستثمار المالي (ش.م.ك. مغلقة)  
Kuwait Pillars  
for Financial Investment (KSC Closed)  
رأس المال المسجول والمدفوع بالكامل 30,000,000 ك.و.د.  
The Authorized Capital and Paid in Full K.D. 30,000,000



# 8-May-2017

Sector	Close	% DTD	% YTD
<b>KSE Weighted Index</b>	<b>397.18</b>	<b>1.18%</b>	<b>4.50%</b>
<b>KSE Price Index</b>	<b>6,627.57</b>	<b>0.96%</b>	<b>15.30%</b>
<b>KSX 15</b>	<b>895.95</b>	<b>1.39%</b>	<b>1.24%</b>
Oil & Gas	311.34	3.50%	15.99%
Basic Materials	708.97	1.02%	26.07%
Industrials	646.53	1.54%	10.01%
Con. Goods	914.27	0.97%	-3.20%
Health Care	621.19	-0.15%	4.79%
Con. Services	432.55	0.70%	-4.42%
Telecom	332.03	1.10%	0.60%
Banks	456.17	1.25%	5.97%
Insurance	572.36	1.96%	-4.45%
Real Estate	543.15	1.00%	-1.86%
Financial Services	443.92	0.67%	3.16%
Technology	376.04	3.46%	16.93%

Company Name	Price	% Change	Value (KWD)
National Bank of Kuwait	0.670	3.08%	527,100
Kuwait Finance House	0.480	0.00%	959,020
Zain	0.420	1.20%	935,335
Kuwait Food Company (Americana)	2.440	0.83%	60,015
Kuwait Projects Co Holding KSC	0.375	1.35%	889,088
Ahli United Bank	0.410	-1.20%	33,347
Boubyan Bank K.S.C	0.400	1.27%	212,811
Gulf Bank of Kuwait	0.244	0.00%	164,023
Burgan Bank	0.330	1.54%	191,241
Commercial Bank of Kuwait	0.385	5.48%	1,096
Mabane Co SAKC	0.820	1.23%	27,798
Agility Public Warehousing Company	0.610	1.67%	133,851
National Mobile Telecom (Ooredoo)	1.200	0.00%	6,628
Al-Ahli Bank Of Kuwait	0.310	0.00%	14,319
Kuwait Telecommunications Co. (VIVA)	0.880	2.33%	67,599
Mezzan Holding Co.	0.990	1.02%	67,582

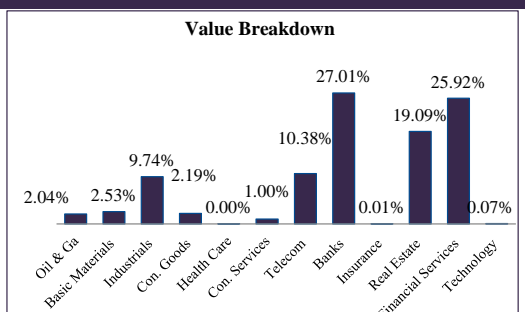
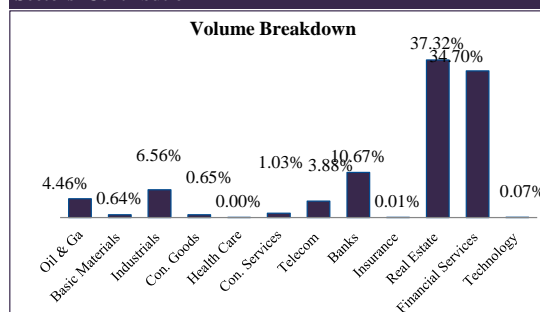


Market Breadth	
Advancers	67
Decliners	33
Unchanged	77
Traded	140
<b>Total Stocks</b>	<b>177</b>
YTD up sessions*	412
YTD down sessions*	399

\*Based on Weighted Index

Trading Activities	Last	Previous	% Change
Market Volume Traded (shares)	119,947,558	162,685,217	-26.27%
Market Value Traded (KWD)	10,639,171	20,927,056	-49.16%
No of Deals	3,797	4,466	-14.98%

### Sectors' Contribution



Top Five Price Gainers	Closing (KWD)	% Gains	No. of Shares Traded
Future Kid Entertainment And Real Estate	0.116	9.43%	10
Equipment Holding Co. K.S.C.C.	0.060	9.09%	3,479,808
Real Estate Asset Management Co - Ream	0.310	8.77%	10
Zima Holding Co. K.S.C.Holding	0.056	7.69%	1,065,432
Kuwait Educational Services Company	0.300	7.14%	3,042

Top Five Price Losers	Closing (KWD)	% Loss	No. of Shares Traded
Kuwait Real Estate Holding Co. K.S.H.C	0.036	-6.58%	1,466,424
Al-Deera Holding Co. K.S.C.C	0.033	-5.71%	112,010
Real Estate Trade Centers Co. K.S.C.C.	0.046	-5.15%	17,500
Sanam Real Estate Co. K.S.C.C	0.048	-5.00%	76
Kgl Logistics Company K.S.C.C	0.058	-4.92%	724,419

Volume Leaders	No. of Shares Traded	% of Total Traded Volume
Manazel Holding Co. K.S.C.Holding	6,408,488	5.34%
Taameer Real Estate Invest. Co. K.S.C.C	6,387,117	5.32%
Aayan Leasing & Investment Co. (K.S.C.C)	5,985,439	4.99%
Investors Holding Group Co.Kscc	5,735,430	4.78%
Ithmaar Bank B.S.C	5,708,573	4.76%

Value Leaders	Value Traded (KWD)	% of Total Traded Value
Kuwait Finance House	959,020	9.01%
Mobile Telecommunications Company K.S.C	935,335	8.79%
Kuwait Projects Company (Holding) K.S.C.C	889,088	8.36%
National Bank Of Kuwait	527,100	4.95%
Al-Mazaya Holding Co. S.A.K.C	389,271	3.66%

Abdullah AL Zayed  
Investment officer

aalzayed@kuwaitpillars.com.kw  
Tel : (+965) 2225 1200

Information and opinions contained in this document have been compiled or arrived by KPIFI from sources believed to be reliable, but KPIFI does not warrant the accuracy or completeness of the information.