KSE Daily Market Report

إستراتيجيا
STRATEGIA
Investment Company للاستثمار

26-Oct-2016

Sector		Close	% DTD	%YTD
KSE Weighted Index	▲	**359.38**	**1.16%**	**-5.85%**
KSE Price Index	▲	**5,403.70**	**0.27%**	**-3.77%**
KSX 15	▲	**845.40**	**1.69%**	**-6.11%**
Oil & Gas	▼	261.92	-0.36%	-17.27%
Basic Materials	▼	513.82	-0.50%	-4.42%
Industrials	▲	507.50	0.39%	1.81%
Con. Goods	▼	966.92	-0.12%	19.30%
Health Care	—	510.85	0.00%	7.93%
Con. Services	▼	432.39	-0.05%	-7.32%
Telecom	▲	324.86	2.86%	9.51%
Utilities	—	500.00	0.00%	0.00%
Banks	▲	409.48	1.55%	-11.66%
Insurance	▲	581.10	0.09%	-13.50%
Real Estate	▲	532.24	0.69%	-8.49%
Financial Services	▲	387.52	0.38%	-6.98%
Technology	▼	446.08	-0.04%	19.78%

Company Name	Price	%Change	Value (KWD)
National Bank of Kuwait	0.610	3.39%	3,151,665
Kuwait Finance House	0.485	1.04%	5,046,036
Zain	0.420	2.44%	10,725,662
Kuwait Food Company (Americana)	2.600	-0.76%	615,715
Kuwait Projects Co Holding KSC	0.500	0.00%	75,000
Ahli United Bank	0.390	2.63%	61,132
Boubyan Bank K.S.C	0.385	1.32%	1,219,235
Gulf Bank of Kuwait	0.236	1.72%	826,966
Burgan Bank	0.325	0.00%	182,266
Commercial Bank of Kuwait	0.390	0.00%	210,055
Mabanee Co SAKC	0.810	1.25%	1,247,341
Agility Public Warehousing Company	0.485	1.04%	356,383
National Mobile Telecom (Ooredoo)	1.100	3.77%	20,485
Al-Ahli Bank Of Kuwait	0.320	1.59%	14,222
Kuwait Telecommunications Co. (VIVA)	0.860	3.61%	102,433
Mezzan Holding Co.	1.040	1.96%	763,459

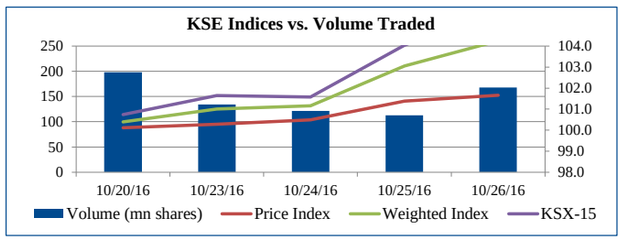

Market Breadth	
Advancers	51
Decliners	41
Unchanged	93
Traded	125
Total Stocks	**185**
YTD up sessions*	340
YTD down sessions*	346

**Based on Weighted Index*

Top Five Price Gainers	Closing (KWD)	% Gains	No. of Shares Traded
Future Kid Entertainment And Real Estate	0.106	8.16%	7,500
First Takaful Insurance Company K.C.S.C	0.042	6.33%	500
Equipment Holding Co. K.S.C.C.	0.045	5.95%	1,390,478
Al-Aman Investment Co. K.S.C.C	0.048	5.56%	677,512
Al-Mazaya Holding Co. S.A.K.C	0.114	5.56%	2,481,700

Top Five Price Losers	Closing (KWD)	% Loss	No. of Shares Traded
Gulf Glass Manufacturing Co. K.S.C.C	0.325	-7.14%	14
Ikarus Petroleum Industries Co. K.S.C.C.	0.030	-4.76%	1,050
Kuwait Real Estate Holding Co. K.S.H.C	0.021	-4.55%	5,000
Ekttitab Holding Co. K.S.C.C	0.036	-4.05%	532,916
Gulf Cable And Electrical Industries Company	0.390	-3.70%	1,600,421

Trading Activities	Last	Previous	% Change
Market Volume Traded (shares)	167,825,511	177,884,923	-5.66%
Market Value Traded (KWD)	33,915,033	30,995,391	9.42%
No of Deals	4,177	4,273	-2.25%

Volume Leaders	No. of Shares Traded	% of Total Traded Volume
Mobile Telecommunications Company K.S.C	25,011,947	14.90%
Zima Holding Co. K.S.C.Holding	13,191,476	7.86%
Warba Bank	10,366,846	6.18%
Kuwait Finance House	10,360,277	6.17%
Coast Investment & Development Company	9,542,769	5.69%

Sectors' Contribution

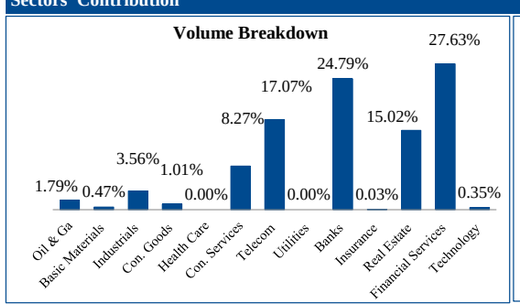

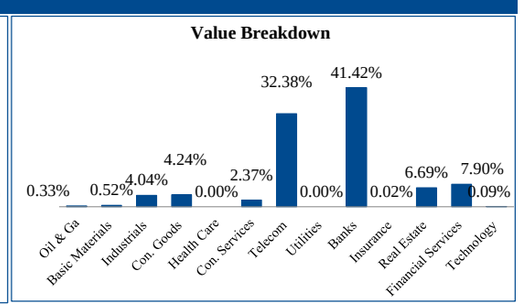

Value Leaders	Value Traded (KWD)	% of Total Traded Value
Mobile Telecommunications Company K.S.C	10,725,662	31.63%
Kuwait Finance House	5,046,036	14.88%
National Bank Of Kuwait	3,151,665	9.29%
Warba Bank	2,096,824	6.18%
Mabanee Company (S.A.K.C)	1,247,341	3.68%

Abdullah AL Zayed
Investment officer

Email: Abdullah@strategia.com.kw
Tel : (+965) 2225 1200

Information and opinions contained in this document have been compiled or arrived by Strategia from sources believed to be reliable, but Strategia has not independently verified the contents of this document. Investors shall be responsible for conducting their own investigation and analysis of the information contained or referred to in this document. Past performance is not indicative of future performance. This document is prepared solely for the reader's information and may not be reproduced or redistributed to any other person.